



Features

- ✓ CRI>83
- ✓ CCT Adjustable
- ✓ Elegant light
- ✓ No Flicker UGR<19
- ✓ Economical

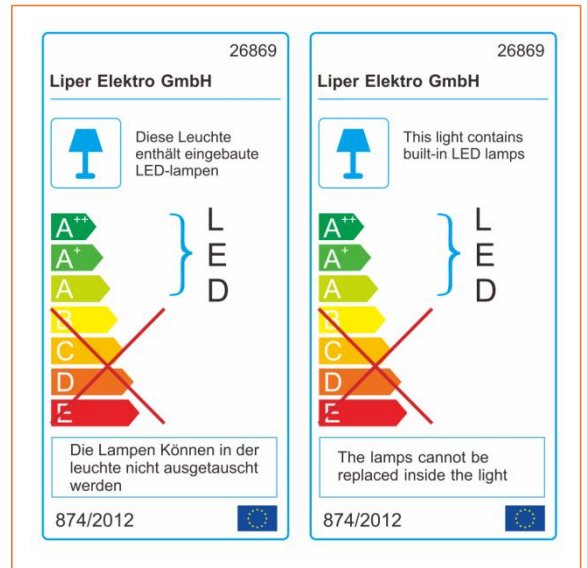
Benefits

- ✓ High Energy Saving
- ✓ High Efficiency
- ✓ Eye Protection
- ✓ Long Life Time
- ✓ Private Mold


Application



Certificate



Lights Body



Specifications

| Item Number | Power (W) | Power Factor | Lumen (lm) | Efficiency (lm/W) | Input Current | CRI | Color Temperature | Life Time (hrs) |
|--------------|-----------|--------------|------------|-------------------|---------------|-----|-------------------|-----------------|
| LP-CL10G01-Y | 10W | >0.5 | 800-900 | 85±10 | 90mA | >83 | 3000K | 50000 |
| LP-CL10G01-Y | 10W | >0.5 | 800-900 | 85±10 | 90mA | >83 | 4000K | 50000 |
| LP-CL10G01-Y | 10W | >0.5 | 800-900 | 85±10 | 90mA | >83 | 6500K | 50000 |
| LP-CL10G01-Y | 10W | >0.5 | 800-900 | 85±10 | 90mA | >83 | CCT Adjustable | 50000 |



Technical Specifications

| | |
|-----------------------------------|----------------------------------|
| On/Off Cycles | >100,000 |
| Color Tolerance Adjustment (SDCM) | <6 |
| IP | 20 |
| Class | II |
| LED Driver | DOB |
| LED Beads | 2835 6V/150MA 1W |
| Housing Color | White/Black |
| Pressure Resistant | 3000V |
| Wire Diameter and Material | 0.75 mm ² Copper Wire |

Electrical Supply

| | |
|----------------|---------|
| Power Range | 9-11W |
| Frequency (Hz) | 50/60 |
| Voltage (V) | 100-240 |
| AC/DC | AC |
| Input Current | 90mA |
| Output Voltage | DC60V |
| Output Current | 150mA |

Lights Material

| | |
|------------------|---------|
| Housing Material | Plastic |
| Optical Material | Plastic |

Temperature

| | |
|-----------------------|---------------|
| Operating Temperature | -15°C ~ 50 °C |
| Testing Temperature | -20°C ~ 95 °C |

Dimensional Drawing

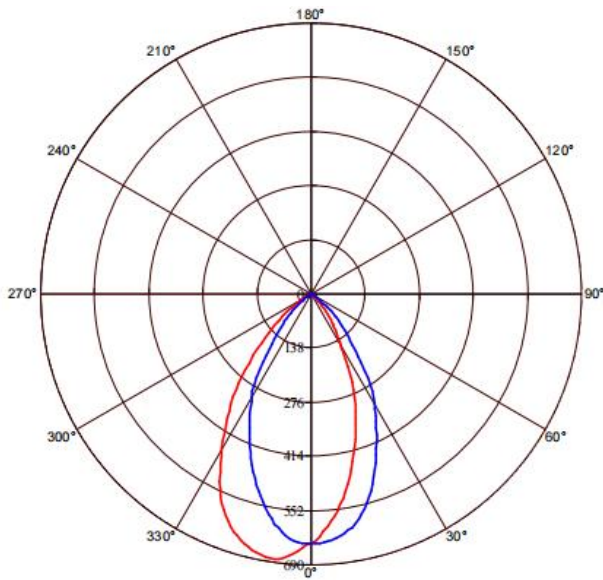


| Item No | Power | Diameter (mm) | Height (mm) | Cut out (mm) |
|--------------|-------|---------------|-------------|--------------|
| LP-CL10G01-Y | 10W | 120 | 52 | 95-100 |

Packing Data

| Item No | PCS/CTN | Gross Weight KG | Net Weight KG | Length CM | Width CM | Height CM |
|--------------|---------|-----------------|---------------|-----------|----------|-----------|
| LP-CL10G01-Y | 40 | 5.1 | 4.5 | 50.5 | 32 | 26.5 |

Planar Intensity Distribution Curve



C0 Plane beam angle(50%) C90 Plane beam angle(50%)
 C0 Plane beam angle(50%):55.1 C90 Plane beam angle(50%):57.9

Average Illumination

